



# Sheep Identification Requirements

## Step 1




Determine which of your sheep need official ear tags or other official ID to move interstate.

## Step 2




Request a premises ID number from your local APHIS Veterinary Services office or your State Veterinarian's office.

## Step 3




Determine which of the approved ear tags or other approved ID systems will work best for you.

## Step 4




Set up a method to record the ear tags or other official ID that are applied.

## Step 5




Officially identify the animals before they leave your premises.

## Step 6




Get a health certificate from an accredited veterinarian prior to interstate shipment or sale into interstate commerce of animals for breeding or exhibition.

## Step 7




Retain records for at least 5 years from the time the animals are transported or sold.

## Step 8




For more information, call toll-free 1-866-USDA-TAG. (873-2824)

## Baah, where do I fit in?



### Culled Sheep


Culled ewes or rams must be officially identified/ear tagged. Cull sheep is defined as greater than 18 months of age.



### Fat Lambs

Lambs under 18 months of age going to slaughter do not need official identification.

Ewe lambs under 18 months of age leaving slaughter channels need to be officially identified/ear tagged with records kept for 5 years.



### Breeding Ewe or Ram

If going to **show**: Official I.D. required.  
If going to **sale**: Official I.D. required.  
If staying at **home**: No official I.D. required.

Any show/exhibition is considered interstate movement if out of state animals attend.